



Line Lights LT Series

High Uniformity and High Intensity

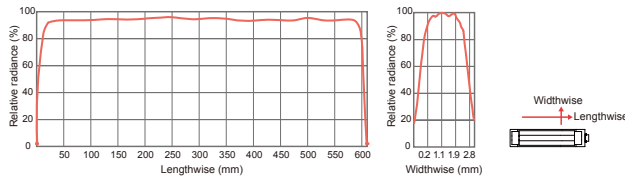
Provide a structure matching the worksites to provide ideal imaging.



Realize both high uniformity and high intensity

Unique optics achieve the twin goals of high uniformity and high luminance. Highly precise inspections are enabled, and application is also possible on high-speed lines. These Lights can be used to replace quartz rod lights with metal halide lamp or fluorescent line light sources.

LT Series uniformity




* Data is for reference only and does not ensure product quality.

An illumination structure suitable for any working environment

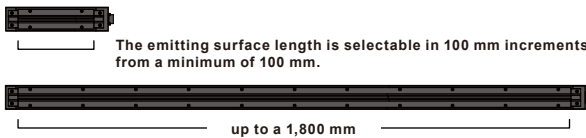
Transparent example

Inspection speed can be improved by narrowing the distance between rollers.



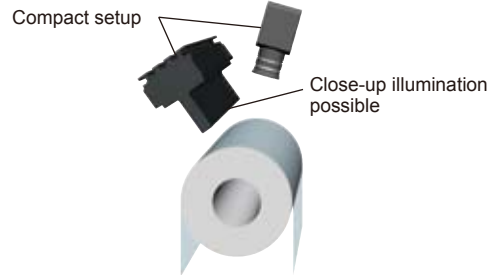
Various sizes available

Emitting surface lengths can be ordered in 100 mm increments. Lengths from 100 mm to 1,800 mm make the LT Series suitable for a wide variety of applications.



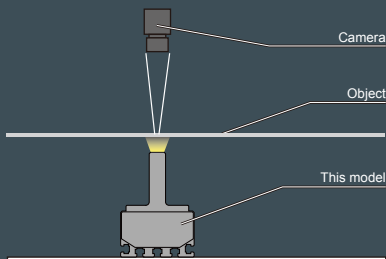
Direct reflection example

Inspection is possible by mounting the camera at a narrow angle.



Illumination structure of LT series

Unique optics achieve the twin goals of high uniformity and high luminance. They enable highly precise inspections, and can also be used for fast shutter speeds.



Examples of Line Light Images

Inspecting Colored Acrylic Panels for Defects

Fish-eye clearly captured

Light used: LT series



Sink marks clearly captured

Light used: LT series



Inspecting Metal Plates for Defects

Slight dents accurately captured

Light used: LT series

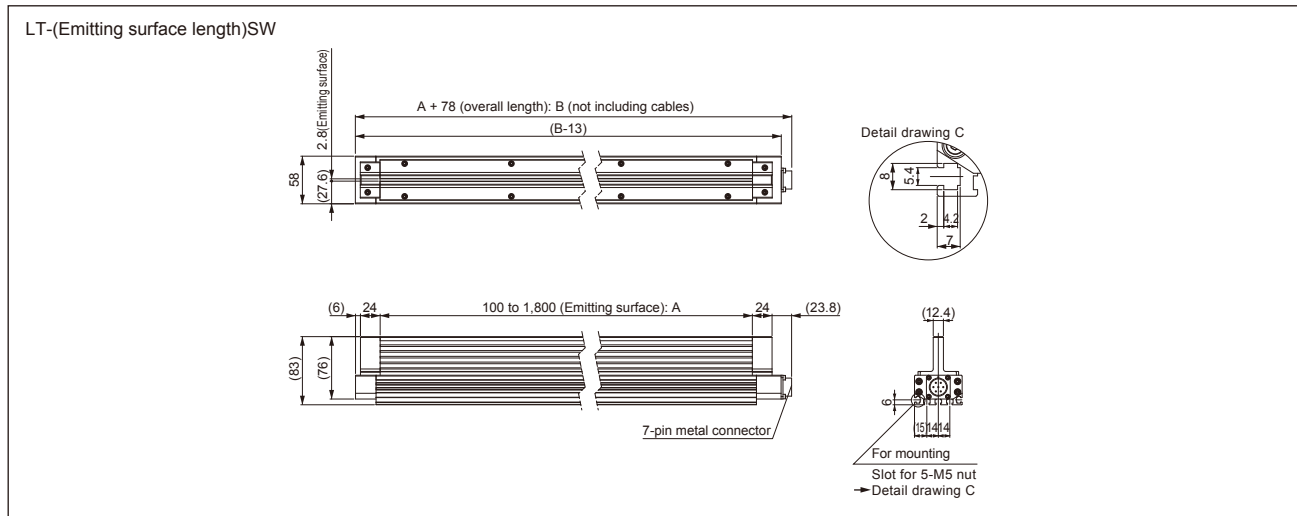


Direct Number : A direct number is a 7-digit number assigned to a CCS product. You can easily access the web page providing information on any desired product by simply entering the direct number in the space provided on the CCS website pages for machine vision. (Refer to the back cover of this brochure.)

Specifications

Model	LT-(□□□) SW "□□□" is the length of emitting surface. Available in 100 mm increments up to 1,800 mm.
Direct Number	1281
Input voltage	24V DC
LED color	White
Correlated color temperature	10,000K
Connector	Metal (7-pin and plug)
Polarity and signal	1, 2, 3: (+) 4, 5, 6: (-) 7: NC
Cooling method	Natural air cooling
Operating environment (for indoor use only)	Temperature: 0 to 40°C, Humidity: 20% to 85%RH (with no condensation)
Storage environment	Temperature: -20 to 60°C, Humidity: 20% to 85%RH (with no condensation)
Case material	Aluminum alloy
Compatible Control Unit	PSB3-30024 Refer to page 93 for details.

Dimension Diagrams (Unit: mm)



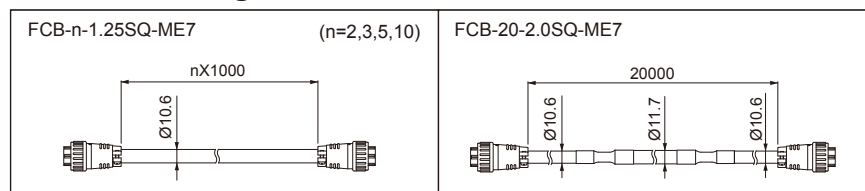
Specifications/Dimensions by Total Illumination Length

Model	Power consumption(W)	Weight(g)	Dimensions (See Dimension Diagrams.)		Model	Power consumption(W)	Weight(g)	Dimensions (See Dimension Diagrams.)	
			A(mm)	B(mm)				A(mm)	B(mm)
LT-100SW	15	500	100	178	LT-1000SW	142	5,000	1,000	1,078
LT-200SW	29	1,000	200	278	LT-1100SW	156	5,500	1,100	1,178
LT-300SW	43	1,500	300	378	LT-1200SW	170	6,000	1,200	1,278
LT-400SW	57	2,000	400	478	LT-1300SW	184	6,500	1,300	1,378
LT-500SW	71	2,500	500	578	LT-1400SW	198	7,000	1,400	1,478
LT-600SW	85	3,000	600	678	LT-1500SW	212	7,500	1,500	1,578
LT-700SW	99	3,500	700	778	LT-1600SW	226	8,000	1,600	1,678
LT-800SW	113	4,000	800	878	LT-1700SW	240	8,500	1,700	1,778
LT-900SW	128	4,500	900	978	LT-1800SW	255	9,000	1,800	1,878

LT extension cable

- FCB-2-1.25SQ-ME7 2m cable
- FCB-3-1.25SQ-ME7 3m cable
- FCB-5-1.25SQ-ME7 5m cable
- FCB-10-1.25SQ-ME7 10m cable
- FCB-20-2.0SQ-ME7 20m cable

Dimension Diagrams of LT extension cable (Unit: mm)



* The Light Unit must be connected to a PSB3-30024 Control Unit.

Minimum Bend Radius: 63.6 mm

Refer to page 93 for Compatible Control Unit.