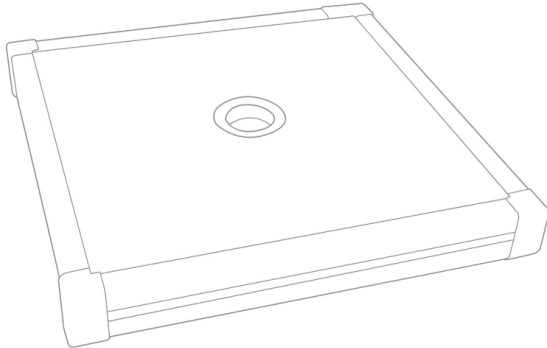


HOMOGENEOUS FLAT LIGHT WITH CAMERA HOLE

ELF-C SERIES




The ELF-C39 Series is a flat light with camera hole, offering **high uniformity** coupled with an **integrated controller**.

This makes the ELF-C39 the ideal front light for highly reflective work pieces and applications with a high Field of View. The integrated controller offers intensity control to the user.

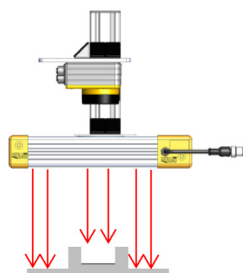
MAIN FEATURES

- Intense illumination
- Diffuse light & High Homogeneity
- Standard connections and fasteners
- Long life time and few maintenance



Connector	M12 - 4 contacts or M12P - 4 contacts (depending on the size)
Power supply	24V DC
Illumination mode	Continuous with a DIM process [0-24V] - Analog voltage or Strobe mode
Cable length	500mm
Available wavelength	White, Blue, Red, IR
Available sizes	From 200mmx200mm to 600mmx600mm
Thickness	43.2mm
Fastener	Built-in M6 T-nut slot profile
Material	Device body: Aluminum alloy & ABS; Window: Acrylic
Working temperature	0° to 50° C
IP code	IP50

APPLICATIONS



Diffuse illumination

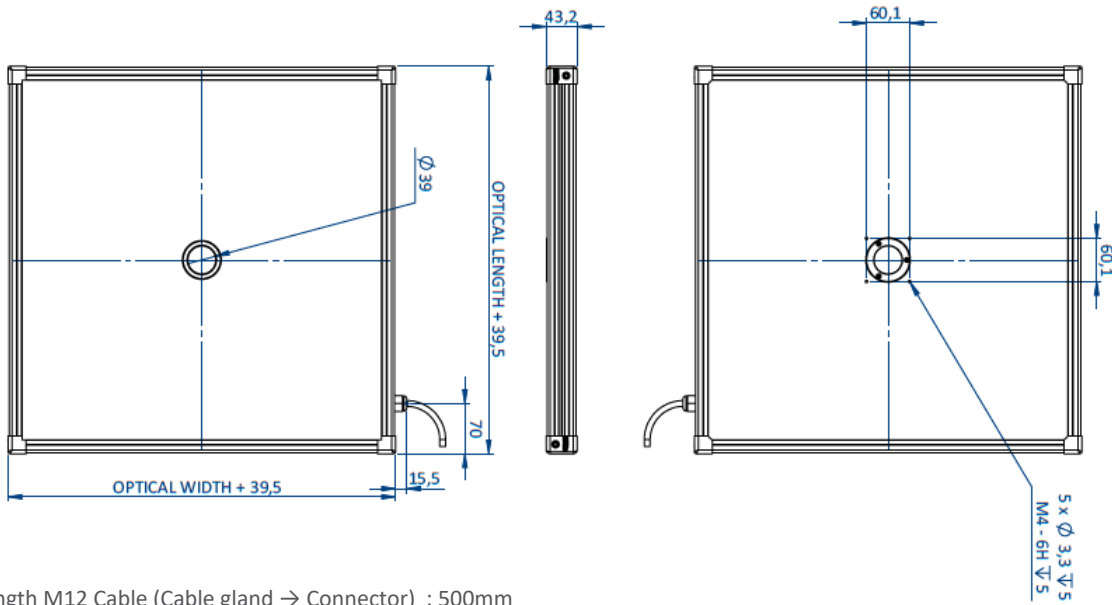
Direct illumination ❌



ELF-C illumination ✅



DIMENSIONS (MM)



Length M12 Cable (Cable gland → Connector) : 500mm

ELECTRONICAL SPECIFICATIONS



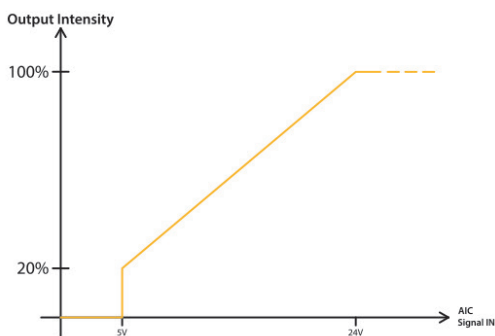
Contact arrangement

When using the ELF-C Series, please use a 24V DC. Please note that needs AIC contact to be connected when using the ELF-C Series.

Contact arrangement	Number	Color Contact	Designation
<p>M12 male connector M12 Power male connector</p> <p><i>TYPE OF CONNECTOR DEPENDS ON THE SIZE OF THE ELF</i></p>	1	Brown	+24V
	2	White	n.a.
	3	Blue	GND
	4	Black	AIC: Analog Intensity Control for Dimming Control Consumption depending on the size (between 0.3mA to 10mA) max 24V - Analog Voltage
	5*	Grey	n.a.

*Exists only with M12 - 5 pins not on M12 Power

Dimming control feature



PRODUCT LINE UP

Power consumption is given for white products.




Series	Part Number	Color	Wavelength / Color temperature	Max Power Consumption	Connector	Weight	Optical Width	Optical Length	Size of the camera hole
ELF-C	ELF-C39-200X200SW	White	5500 K ± 500 K	30W	M12	1 900g	200mm	200mm	39mm
ELF-C	ELF-C39-200X200BL	Blue	465nm						
ELF-C	ELF-C39-200X200RD	Red	625nm						
ELF-C	ELF-C39-200X200IR	Infrared	850nm						
ELF-C	ELF-C39-300X300SW	White	5500 K ± 500 K	65W	M12	3 500g	300mm	300mm	39mm
ELF-C	ELF-C39-300X300BL	Blue	465nm						
ELF-C	ELF-C39-300X300RD	Red	625nm						
ELF-C	ELF-C39-300X300IR	Infrared	850nm						
ELF-C	ELF-C39-400X400SW	White	5500 K ± 500 K	110W	M12P	5 000g	400mm	400mm	39mm
ELF-C	ELF-C39-400X400BL	Blue	465nm						
ELF-C	ELF-C39-400X400RD	Red	625nm						
ELF-C	ELF-C39-400X400IR	Infrared	850nm						
ELF-C	ELF-C39-500X500SW	White	5500 K ± 500 K	175W	M12P	7 900g	500mm	500mm	39mm
ELF-C	ELF-C39-500X500BL	Blue	465nm						
ELF-C	ELF-C39-500X500RD	Red	625nm						
ELF-C	ELF-C39-500X500IR	Infrared	850nm						
ELF-C	ELF-C39-600X600SW	White	5500 K ± 500 K	250W	M12P	12 800g	600mm	600mm	39mm
ELF-C	ELF-C39-600X600BL	Blue	465nm						
ELF-C	ELF-C39-600X600RD	Red	625nm						
ELF-C	ELF-C39-600X600IR	Infrared	850nm						

For cables cf. the datasheet of the ECB cables series.

For fasteners and the camera supports cf. the datasheet of the BK fasteners series.

CUSTOM - ON REQUEST

OPTIONS AVAILABLE ON REQUEST



EXAMPLE OF CUSTOM



EU DIRECTIVE



In accordance with EU machinery directive, EMC directive, and low voltage directive, machines and electronic devices not marked with the CE logo are subject to distribution restrictions within the EU. All EL Series products. These products will maintain the EU mandate compatibility of our customers' machinery and electronic devices.

RoHS DIRECTIVE

All products from the EL Series comply with the RoHS Directive.

MICRO WEBSITE

www.el-series.com